


Where Every Great Story Begins

Used by storytellers, directors, and creatives globally, Storyboard Pro empowers you to get your ideas down, structure the sequence and elaborate the story so it can be shared, pitched and promoted on your terms. This all-in-one storyboard software combines drawing, scripting, camera controls, animatic creation capabilities and sound editing. Seamlessly integrating with Harmony, Storyboard Pro is the way to get your content pitched and green lit quickly and easily.



toonboom.com

toon
boom

BENEFITS

- Flexibility, functionality and sensitivity of tools allow you to create at the highest quality
- Cost and time savings
- Reliable support team, accessible when you need help (speak with our team live)
- Value, offering the highest quality software to maintain the integrity of your artistic expression
- Chosen by leading entertainment studios globally, Storyboard Pro sets industry standards
- We don't say our software is the best, we have the Emmy to prove it!
- Our community and network makes us unique: we are focused on creatives, sharing openly and training on our products, tips and trick, interviews, new features and more


STANDARD FEATURES


- Scripting integration (screenwriting)
- Drawing engine & tools
- Built in camera and multiplane
- Animatics (timeline editing) and conformation
- Sound editing and effects
- 3D Integration



THE CLOUD TRAIN CROWD-FUNDING

A film about how one small decision can change your journey in life. Open your eyes to what is standing right in front of you!





NEW FEATURES

Toon Boom is busy building Storyboard Pro 24 to surpass all client expectations. This launch offers more 2D/3D integration features than ever before as well as a mix of new creative tools, audio editing and more.

SYMMETRY DRAWING GUIDES

Three symmetry drawing guides are added to Storyboard Pro 24. Vertical Symmetry, Horizontal Symmetry and Dual Axis. When active, the symmetry guides mirror the strokes drawn by the artist by duplicating it on the other side of the guide. For example, using the Vertical Symmetry guide allows artists to quickly draw characters without having to draw both sides.

PENCIL LINES WITH OPACITY

The Pencil tool is improved to support opacity variations on lines as they are drawn. Artists can control the amount of transparency on lines by applying more or less pressure on their stylus, giving them more control over the artistic look of their drawings. The resulting pencil lines have a more natural look, while still retaining the ability to be easily reshaped using the contour editor.

NEW BRUSH PROPERTIES FOR AN EVEN MORE NATURAL LOOK

New properties are added to the Brush tool to randomize the position of the brush tip when generating textured strokes. These properties will help improve the natural look of textured brushes and will open new artistic possibilities. Brushes that mimic soft brushes, sponges and air brushes will now be easier to create, as well as replicating brushes in from other drawing softwares.

FASTER LOADING, DISPLAY AND MANIPULATION OF 3D MODELS

The technology used to load and display 3D models was completely overhauled to provide faster loading, display and manipulation of 3D models within Storyboard Pro. Large models can now be visualized and manipulated in real time in Storyboard Pro without latency or performance issues.

DRAWING ON ROTATED LAYERS

Drawing tools are overhauled to allow artists to draw and modify drawings layers that have any orientation. Prior to this change, drawing tools would not work if the viewing angle was more than 5°. Now, drawing tools can be used on drawing layers regardless of the viewing angle, allowing artists to quickly sketch and add details without interruption and in context of the scene.

POSING CHARACTERS BUILT WITH DEFORMATION RIGS

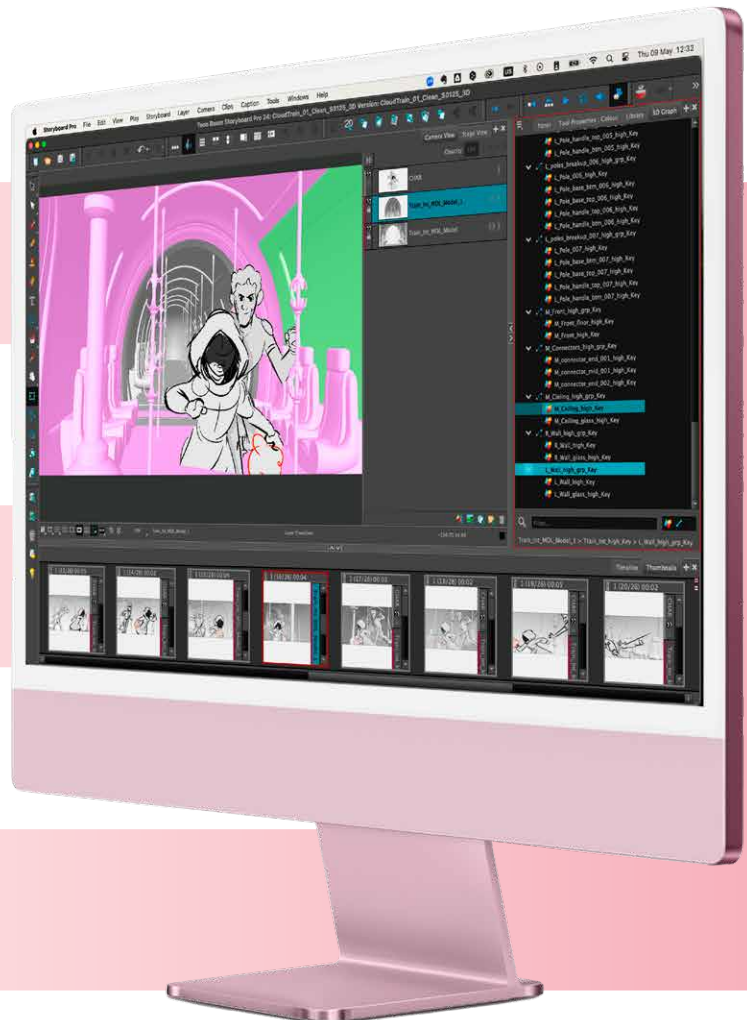
Characters built with bone armatures can now be posed in Storyboard Pro by manipulating their bones. Posing characters can be used as is in the final render or as reference for the artist to draw over more expressive poses. Drawing over 3D references is a common technique as it allows the artist more freedom in the acting, while keeping the drawings on models and with the proper proportions.

IMPROVED SNAPSHOT WORKFLOW

3D models can be imported in 2D scenes allowing artists to position the models, move or hide parts of the model while being in the context of the scene, before converting the model to a flat image. Using flat renders of 3D sets makes the storyboarding process simpler for artists as they don't need to take into account the complexity of moving layers and cameras in 3D space. This makes the storyboard lighter as well, as once rendered to a flat image, Storyboard Pro does not have to display the 3D model.

ATTACH DRAWING LAYERS TO 3D MODELS

Drawing layers can now be attached to 3D models in order to have them follow as the models move in 3D space. Whether this is a character drawn on a 3D vehicle or a prop drawn on a 3D character, attaching the layer ensures that the drawing stays aligned with the model and does not appear to slide on it. The artist does not have to animate each object individually anymore.





TOON SHADER

Artists working with 3D models can apply a simple Toon Shader which renders 3D models that blends in with the style commonly used when drawing storyboards. Artists can control the width of the line and the amount of color levels used in the render.

PREVIEW AND INSERT AUDIO

Audio files can be previewed from the Library view, where users can select in and out points from the clip before inserting it in the timeline. This is particularly useful when working with sound banks where audio clips often have multiple versions of the same sound in one file. Editors can now effectively preview and select the exact portion of audio they need and insert it in their animatic.

KEYFRAMABLE AUDIO EFFECTS

The Effect Stack now allows editors to set keyframes on audio effects to vary the effect parameters over time. This will allow panning sound from one side to the other or increase the amount of echo over time and much more.

PDF EXPORT

The editing and creation of layouts for PDF export is now simpler and easier. The size and positions of panels on the page can easily be modified. A live preview is displayed as changes are made to instantly see the results without having to export and open the generated PDF.

**For more information regarding
Toon Boom Storyboard Pro, please visit:**
toonboom.com and docs.toonboom.com

**You can also find video content for our full line of
software at youtube.com/@ToonBoomAnimation**



Try Storyboard Pro 24 for free for 21 days!
Visit toonboom.com